










# ISUZU D-MAX - 2WD

TFS85 Standard Chassis 6/2012 Onwards

Part and Location	Description	Approx Lift	Part Number	Qty Per Vehicle	
<b>STRUT / SHOCK ABSORBERS</b>					
	Strut/Gas Spring Seat Shock Absorbers		<b>SA67080G</b>	2 ea	<b>F R O N T</b>
<b>COIL SPRINGS</b>					
	Raised Height Heavy Duty Coil Springs <b>Petrol</b>	20-30mm	<b>HOL-251</b>	1 pr	
	Raised Height Heavy Duty Coil Springs <b>Diesel</b>		<b>TPR-200</b>		
<b>SHOCK ABSORBERS</b>					
	35mm Gas Shock Absorbers		<b>SA12636GL</b>	2 ea	
	35mm Gas Bulged Shock Absorbers		<b>SA35636GL</b>		
<b>LEAF SPRINGS</b>					
	Raised Height Heavy Duty 4 + 2 Leaf Springs	40mm	<b>HOLD024</b>	2 ea	
	Raised Height Heavy Duty 5 + 2 Leaf Springs		<b>HOLD024M</b>		
<b>SHACKLE BUSH KITS</b>					
	Polyurethane Bush Kit		<b>TBA</b>	1 kit	
<b>U-BOLTS</b>					
	Round Form U Bolts - With Nuts		<b>UB475</b>	4 ea	<b>R E A R</b>
<b>SHACKLES</b>					
	Greaseable Shackles		<b>S386K</b>	2 ea	
<b>PINS</b>					
	Greaseable Pins		<b>P387-1</b>	2 ea	
<b>POLYAIR SPRINGS</b>					
	Polyair Bellows Kit <b>with diff on top of leaf spring</b>	STD	<b>PA85105</b>	1 ea	
		RSD	<b>PA85105R</b>		