










TOYOTA HILUX - 2WD

8/1988 to 2005

Part and Location	Description	Approx Lift	Part Number	Qty Per Vehicle	
SHOCK ABSORBERS					
	30mm Gas Shock Absorbers		SA30700G		F R O N T
TORSION BARS					
	Increased Rate Torsion Bars		TOY033	1 pr	
SHOCK ABSORBERS					
	35mm Gas Shock Absorbers		SA12636GL	2 ea	
	35mm Gas Bulged Shock Absorbers		SA35636GL		
LEAF SPRINGS					
	Raised Height Heavy Duty 4 + 2 Leaf Springs Main Leaf 530mm - 670mm		TOY085M	2 ea	
	Raised Height Extra Heavy Duty 5 + 2 Leaf Springs	40mm	TOY085MH		
	Raised Height Heavy Duty 4 + 2 Leaf Springs Main leaf 560mm - 740mm Must check main leaf length		TOY040T		
SHACKLE BUSH KITS					
	Polyurethane Bush Kit for TOY085M use with parallel shackle		BU733UKT	1 kit	
	Polyurethane Bush Kit for TOY085M use with non parallel shackle		BU758UK		
	Polyurethane Bush Kit for TOY040T use with non parallel shackle		BU747UK		
U-BOLTS					
	Round Form U Bolts - With Nuts for TOY085M		UB451S	4 ea	
	Round Form U Bolts - With Nuts for TOY040T		UB455		
SHACKLES					
	Greaseable Shackles Parallel		S386K	2 ea	
	Greaseable Shackles Non Parallel		S386-1K		
PINS					
	Check pin size Greaseable Pins Non Teardrop		P387-1	2 ea	
	Greaseable Pins Teardrop		P385		
POLYAIR SPRINGS					
	Polyair Bellows Kit	STD	PA85304	1 kit	
		RSD	PA85304R		