








TOYOTA HI-ACE - 2WD

100 Series

Part and Location	Description	Approx Lift	Part Number	Qty Per Vehicle		
SHOCK ABSORBERS						
	30mm Gas Shock Absorbers		SAS290152	2 ea	F R O N T	
TORSION BARS						
	Increased Rate Torsion Bars		TOY027	1 pr		
SHOCK ABSORBERS						
	30mm Gas Shock Absorbers - eye/pin		SAS312804	2 ea	R E A R	
	30mm Gas Shock Absorbers - eye/eye		SAS230023			
LEAF SPRINGS						
	Raised Height Medium Duty 5 + 2 Leaf Springs	40mm	TOY029	2 ea		
	Raised Height Extra Heavy Duty 5 + 1 Leaf Springs with 10mm main & wrap leaves - constant loads		TOY029GV			
SHACKLE BUSH KITS						
	Polyurethane Bush Kit		BU754UK	1 kit		
U-BOLTS						
	Round Form U Bolts - With Nuts		UB453-3	4 ea		