











# MAZDA BT50 - 4WD

2007 to 10/2011

Part and Location	Description	Approx Lift	Part Number	Qty Per Vehicle		
<b>SHOCK ABSORBERS</b>						
	35mm Gas Bulged Shock Absorbers		<b>SA35643G</b>	2 ea	<b>F R O N T</b>	
<b>TOP SHOCK BRACKET</b>						
	Shock Absorber Upper Reinforcement Bracket 2/1999 Onwards - strongly recommended when fitting upgraded shock absorbers		<b>SHOCKBRKT-MAZ1</b>	1 kit		
<b>TORSION BARS</b>						
	Increased Rate Torsion Bars Length 1025mm		<b>MAZDA051</b>	1 pr		
<b>SHOCK ABSORBERS</b>						
	35mm Gas Bulged Shock Absorbers		<b>SA35095G</b>	2 ea		
<b>LEAF SPRINGS</b>						
	Raised Height Medium Duty 5 + 2 Leaf Springs		<b>MAZDA050M</b>	2 ea		
	Raised Height Heavy Duty 5 + 2 Leaf Springs with 10mm main & wrap leaves	30-40mm	<b>MAZDA050MH</b>			
	Raised Height Extra Heavy Duty 5 + 2 Leaf Springs with 10mm main & wrap leaves - constant loads		<b>MAZDA050GV</b>			
<b>SHACKLE BUSH KITS</b>						
	Polyurethane Bush Kit		<b>BU765UK</b>	1 kit	<b>R E A R</b>	
<b>U-BOLTS</b>						
	Round Form U Bolts - With Nuts		<b>UB475</b>	4 ea		
<b>SHACKLES</b>						
	Greaseable Shackles		<b>S386-1K</b>	2 ea		
<b>PINS</b>						
	Greaseable Pins		<b>P387-2</b>	2 ea		
<b>POLYAIR SPRINGS</b>						
	Polyair Bellows Kit	STD	<b>PA85126</b>	1 kit		
		RSD	<b>PA85126R</b>			