






# MITSUBISHI PAJERO - 4WD

NF, NG, NH, NJ, NK, NL LWB V6 TDI Wagon 1988 to 2000

Part and Location	Description	Approx Lift	Part Number	Qty Per Vehicle
<b>SHOCK ABSORBERS</b>				
	36mm Gas Bulged Shock Absorbers 8/1988 to 5/1991		SA36082G	2 ea
	36mm Gas Bulged Shock Absorbers 5/1991 Onwards *check some late 1999 models may use a strut option		SA36087G	
<b>STEERING DAMPER</b>				
	Steering Damper * Fitted to NF & NG models only to 4/1991		SD14017G	1 only
<b>TORSION BARS</b>				
	Increased Rate Torsion Bars Length 1277.5mm		MIT5013	1 pr
	Increased Rate Torsion Bars Length 1307mm		MIT5014	
<b>SHOCK ABSORBERS</b>				
	36mm Gas Bulged Shock Absorbers 8/1988 to 5/1991		SA36645G	2 ea
	36mm Gas Bulged Shock Absorbers 5/1991 Onwards		SA36646G	
<b>COIL SPRINGS</b>				
	Raised Height Heavy Duty Progressive Rate Coils LBA 100KG to GVM	50mm	MIT-201	1 pr
	Raised Height Heavy Duty Progressive Rate Coils LBA 200KG to GVM		MIT-201HD	

FRONT

REAR

\* LBA = Load Bearing Accessories (Bull Bar, Winch, Tyre Carrier, Extra Fuel Tanks etc)